



ICE AGE Activity



ICE AGE

AN ACTIVITY FOR BOTH HISTORY AND ENGLISH LESSONS (1º ESO, BILINGUAL GROUP)

OBJETIVES / OBJETIVOS

- Using Past Simple
 - Using Present Continuous
 - Using present Simple
 - Using short answers
 - Using WHAT, WHY, HOW, WHEN WHERE
 - Using Time expressions
1. Identificar los límites cronológicos de la Prehistoria.
 2. Conocer la evolución seguida por los homínidos hasta llegar al ser humano actual.
 3. Distinguir las diferentes etapas de la Prehistoria y describir, en cada una de ellas, las innovaciones técnicas, las formas de vida, la estructura socioeconómica y las manifestaciones artísticas.
 4. Explicar las consecuencias de los cambios de clima, flora y fauna producidos a finales del Paleolítico e inicios del Neolítico.
 5. Respetar las formas de vida de las colectividades que vivieron en el pasado.
 6. Reconocer y apreciar las manifestaciones artísticas y culturales de la Prehistoria.

ASSESSMENT / CRITERIOS DE EVALUACIÓN

- To be able to use the Past Simple
 - To be able to use the Present Continuous describing what's on a picture
 - To be able to use the Present Simple
 - To be able to make questions with What, How, Why, When and Where
 - To be able to use short answers
 - To be able to use Time expressions
1. Enumerar los cambios que experimentaron los homínidos en su proceso evolutivo hasta convertirse en seres humanos.
 2. Describir las características fundamentales de la Prehistoria, diferenciar sus principales etapas, establecer la duración aproximada y las innovaciones técnicas, socioeconómicas y artísticas de cada una de ellas.
 3. Explicar la trascendencia de la aparición de las primeras creencias religiosas en el Paleolítico.
 4. Mostrar actitudes respetuosas hacia las costumbres de culturas alejadas en el tiempo.
 5. Adoptar comportamientos favorables a la conservación del patrimonio heredado de la Prehistoria.



BEFORE THE FILM

- **READING COMPREHENSION:** The cave people.
(True or False Activity)

A **PICTURE COMMENT:** questions about a mammoth hunting scene.

- Describe the picture.
- What's happening in this scene?
- Did you know? Some curious facts about mammoths' extinction.

Timing: Half an hour.

DURING THE FILM: ICE AGE Chris Wedge, Carlos Saldanha.

Length: 72 minutes, along the half 1st class and 2nd one. The film is shown in English with English subtitles.

During the film:

- Find and write down 15 words related to Paleolithic. E.g., "cave".

AFTER THE FILM

1. Explain which type of humans appear in the film: Neanderthal, Homo erectus...
2. Describe them:
 - What do they look like?
 - What are they wearing?
3. Name all the animal species that appear in the film. E.g. Mammoth...
4. What type of climate are these animals adapted to? Warm, Cold, Mild?
5. Why do they need to migrate?
6. What is the relationship between animals' migration and Darwin's Evolution Theory?
7. What do humans do for a living?
8. Where do they live? In houses, in towns?
9. Do they stay in stable (the same) places?
10. How do they organize themselves? In big communities or in small groups?
11. Do they have any sort of Arts? Give examples from the film.
12. Do they use fire? If so, explain how.
13. What type of tools or equipment do they use in their daily life? Name as many as you can.

Timing: An hour.

LET'S SPEAK

Students will discuss about life in the Paleolithic Age according to what they've watched in the film.

ASSESSMENT

We will mark this activity from both subjects, Social Sciences and English.

All four skills are worked out.

THE CAVE PEOPLE


The cave people lived in the Paleolithic Age. (The Paleolithic Age began more than two million years ago.) They lived in large groups and they shared the fish or animals they hunted with their friends and family. They also ate fruit and berries from trees and other plants.

The cave people were nomads. They never lived in one place for a very long time – they moved to new places to find food.

The cave people learnt how to make fire, and people began to cook their food and to keep their caves and shelters warm. They used fire to protect themselves from wild animals.

They also discovered how to make simple tools from stones and wood, and they used animal skins to make their clothes.

In some parts of the world, we can see the pictures they painted on the walls of their caves. These pictures tell us how they lived.




1 Tick T (true) or F (false).

- | | T | F |
|---|--------------------------|--------------------------|
| 1. Cave people lived in small groups. | <input type="checkbox"/> | <input type="checkbox"/> |
| 2. They always lived in the same place. | <input type="checkbox"/> | <input type="checkbox"/> |
| 3. They used fire to cook their food. | <input type="checkbox"/> | <input type="checkbox"/> |
| 4. They made their clothes from plastic material. | <input type="checkbox"/> | <input type="checkbox"/> |
| 5. Cave paintings show the life of the cave people. | <input type="checkbox"/> | <input type="checkbox"/> |

2 Look at the picture above. Write sentences about what the people are doing.

1. They...
2. He...
3. She...
4. He...
5. They

Adapted from Ed. Burlington



A PICTURE COMMENT

Questions about a mammoth hunting scene

1. Describe the picture.
2. What's happening in this scene?

Did you Know?

Some curious facts about mammoths extinction

Mammoths are the ancestors of elephants. They became extinct a million years ago. Why did this happen? Scientists used to think it was due to climate change: the weather became hotter and mammoths could not adapt.

However, other scientists have discovered that mammoths disappeared gradually, as the land became populated by humans. Was the extinction of mammoths caused by hunting?

HOW DID PEOPLE LIVE IN THE PALAEOLITHIC AGE?




Image from Ed. Santillana

Life in a cave

Many activities were carried out in the open air during daytime. Cave entrances were covered by stones and branches for protection against the cold and rain.

1. Say which type of humans appear in the film: Neanderthal, Homo Erectus...
2. Describe them:
 - a. What do they look like?
 - b. What are they wearing?
3. Name some the animal species that appear in the film. E.g. Mammoth...



4. What type of climate are these animals adapted to? Warm, Cold, Mild?
5. Why do they need to migrate?
6. What is the relationship between animals' migration and Darwin's Evolution Theory?
7. What do humans do for a living?
8. Where do they live? In houses, in towns?
9. Do they stay in permanent places?
10. How do they organize themselves? In big communities or in small groups?
11. Do they have any sort of Arts? Give examples from the film.
12. Do they use fire? If so, explain how they get it.
13. What type of tools or equipment do they use in their daily life? Name as many as you can.

LET'S SPEAK

How did people live in the Paleolithic Age? Was it an easy life? Would you like to live like them?